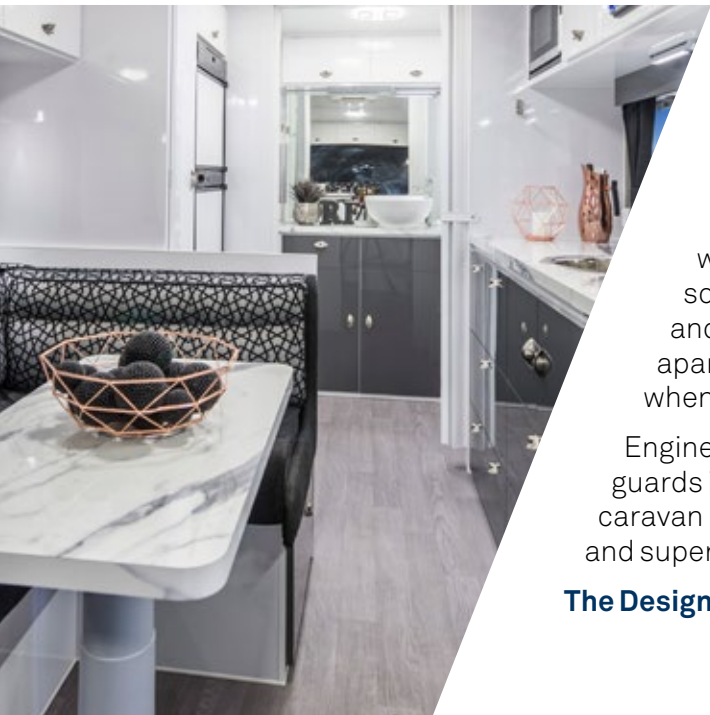




 designer series

# Designer Series

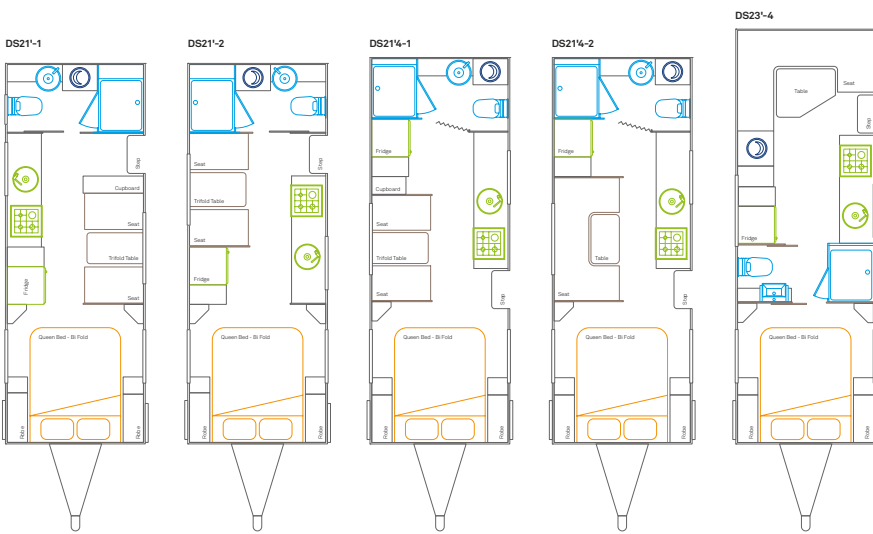
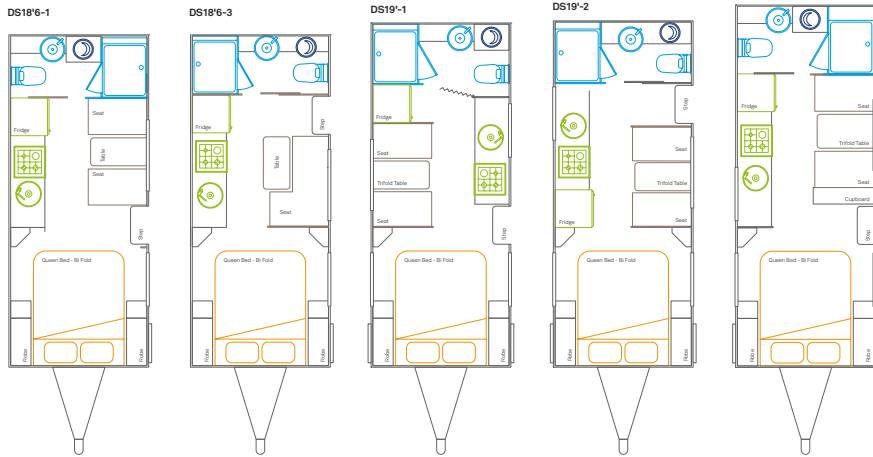


## Sourcing the finest materials.

Boasting an unrivaled mix of quality and 'soft luxe' interior design principles, the Design Series has proven extremely popular with the discerning clientele. Beautifully appointed with all the mod cons including an Ibis 3 air conditioner, 150 Watt solar controllers, a top spec entertainment unit and bathroom and kitchen fittings more commonly associated with boutique apartments, we have little doubt that you'll be turning a few heads when you pull up before inviting the neighbors in for a cuppa.

Engineering and designed using premium quality plating and stone guards in all the vulnerable places, this versatile and well-equipped caravan is the latest in our range that promises expansive style options and superior road handling dynamics.

**The Designer Series. Luxury without the pretense.**



26-28 Merola Way Campbellfield VIC 3061

t. [03] 9357 8118 f. [03] 9357 8330

e.sales@royalflair.com.au www.royalflair.com.au

CHASSIS	LENGTH MM	WIDTH MM	HEIGHT MM	TARE WEIGHT	ATM WEIGHT	GTM WEIGHT
DS18'6-1	5640	2325	2870	2050	2450	2245
DS18'6-3	5640	2325	2870	-	-	-
DS19'-1	5790	2325	2820	2040	2440	2240
DS19'-2	5790	2325	2820	2174	2499	2369
DS20'-1	6095	2325	2820	2195	2595	2360
DS21'-1	6400	2325	2820	2190	2590	2450
DS21'-2	6400	2325	2820	2105	2505	2300
DS21'4-1	6500	2325	2820	2190	2590	2390
DS21'4-2	6500	2325	2820	2190	2590	2390
DS23'-4	7010	2325	2820	-	-	-

WEIGHTS MAY VARY

### CHASSIS

- Axle Straight Square
- Bumper Bar Straight / 3rd Arm
- Drop Down Jacks
- Electric Brakes
- Honeycomb Composite Floor Panel Pre Coated One Piece
- Jockey Wheel single wide clamp
- Lightweight Supagal
- Lockable Coupling with Safety Chains
- Spare Wheel Bolt On
- Stability Control
- Suspension Leaf Spring
- Tyres 205x15' (W/A)
- Tyres 245x15" (W/A)

### ELECTRICAL

- 12 Pin Plug
- A/C Roof Harrier
- Anderson plug
- Antenna Winguard
- Awning Light (Wht): x2 <20'; x3 >20'
- Battery 1 x 105AMP and charger
- BP35 Battery Management System with Trek
- Breakaway
- CD/Radio/MP3 and Speakers x2
- Fridge Thetford N614E 184Lt
- Handle Light External Wht
- LCD/DVD Combo 24"
- LED Internal Square lights
- LED Lighting Internal & External

- Light in Tunnel Boot
- Microwave
- Power Points External Wht
- Rangehood 12v
- Smoke Detector
- Solar Panels 1X 150 Watt with Regulator
- Speaker External (Wh) x1

### INTERIOR

- Bathroom Accessories
- Bed Slattered Frame On Gas Struts
- Bulk Heads Angle
- BedHead Full Height
- Concertina Door (W/A)
- Cutlery Tray
- Drawers Metal Sided
- Fire Extinguisher recessed (under seat)
- Laminex Benchtops
- Laminex Splashback
- Mats (RFC)
- Mattress Queen Bi-Fold Innerspring (W/A)
- Mattress Queen Innerspring (W/A)
- OHC with gas struts
- Quilt Cover Set
- Recessed Cooktop with Laminex Lid
- Safety Handrail (W/A)
- Sliding Pantry (W/A)
- Step Fibreglass (W/A)
- Step Infill (W/A)
- Telescopic & Adjustable Table Leg (W/A)

- Towel/Apron Set
- Trifold Table (W/A)
- Upholstery Square
- BedHead Full Height
- Razor Coat Hooks
- Safety Handrail (W/A)

### EXTERIOR

- Access Doors (Wht Frm/Wht Infill)
- Alucobond Composite Panel White Roof
- Alucobond Composite Panel white front & rear
- Alum. External White Sides
- Annex roller on main door
- Door Stop
- Grab Handles Front/Rear Small Chrome
- Hatch 12v
- Hatches Mini x1
- Insulation Full
- J.Mould & Insert White
- Jack handle
- Reflectors Wht
- Security Door Triple Lock (Wht Frm/Wht Infill)
- Table External Drop Down (Wht)
- Timber Meranti Frame Work
- Tool Kit In Boot
- Trail a Mate jack
- Tunnel Boot 3/4 Galvanised 3/4 (W/A)
- Vents external Wht
- Wheel Arches Galvanised
- Wheel Brace

- Wheel Spats Slim Blue
- X-plate Black or Blue Sides & Rear 150mm
- X-plate Black or Blue Front

### PLUMBING

- BBQ Slide Out
- Chrome Flick Mixer Tap
- City Mains Pressure Inlet
- Dawoo Front Loading W/M
- Dawoo Front / Load W/M (DS19'-2)
- Drain Tap Fitted To Water Tank
- Gas Bottles 2x 9kg
- HWS Gas/Electric
- Lockable Water Filler Wht
- Mains Pressure Tap A/ Frame
- Main Pressure Water Filler
- Mini Grill 1x Electric 3x Gas
- Pump 12v
- Shower Glass Door
- Shower Mould Fibreglass
- Stainless Steel Sink
- Toilet
- Vanity Ceramic
- Washing Machine
- Water Level Indicator
- Water Tank 95LT fitted with Stone Guard x2

### WINDOW WARE

- Side Curtains / Laminated Pelmets
- Windows Double Glazed Euro (Wht)